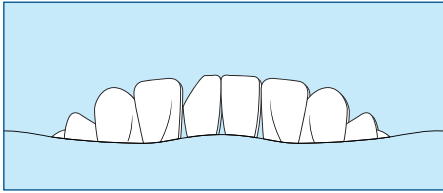


Hawe Blue and Transparent Adapt Sectional Matrix System

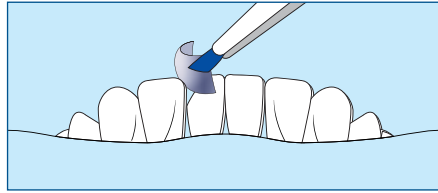
EP Pat. 0 910 996
US Pat. 6 206 697
Other Pat. Pending



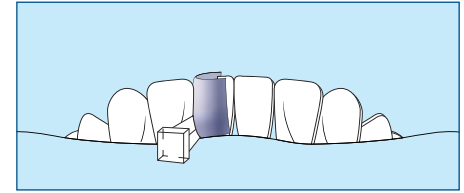
ANTERIOR



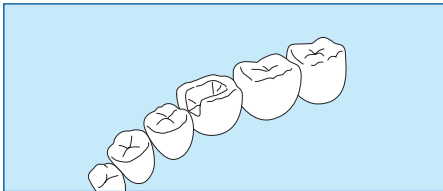
2 Insert the sectional



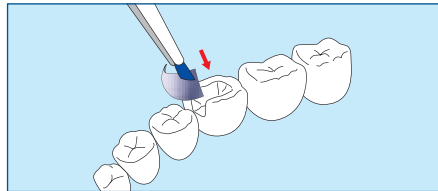
3 Wedging



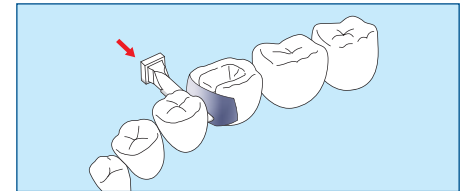
POSTERIOR



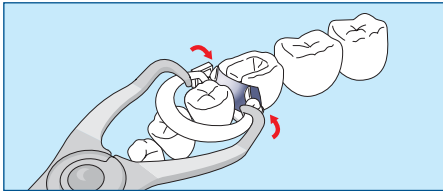
2 Insert the sectional



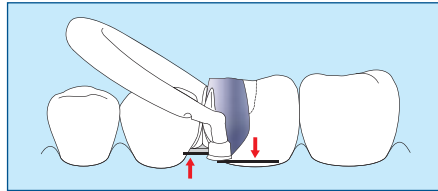
3 Wedging



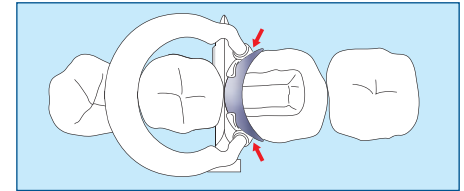
4 Fitting the approximal shaper



5 Lateral view



6 Occlusal view



Manufactured by KerrHawe SA
Via Strecce 4, 6934 Bioggio
Switzerland
www.KerrHawe.com
00800 41 05 05 05



Kerr U.S.A.
1717 West Collins Avenue
Orange, CA 92867
(800) KERR-123
KerrDental.com

Kerr Australia Pty. Ltd.
Unit 11
112-118 Talavera Road
North Ryde 2113
New South Wales, Australia
61-29-870-7500

Sybron Dental Specialities Japan, Inc.
29-24 Honkomagone 2-chome
Bunkyo-ku, Tokyo
113-0021 Japan
0120-18-3126



Hawe Blue and Transparent Adapt Sectional Matrix System

Order information

Hawe Blue Adapt® Sectional Matrices

Art. No. 2750

Hawe Blue Adapt® Sectional Matrix System

Contents:

200 Assorted Blue Matrices (4x50)

200 Approximal Shapers

1 pair of Application Forceps

15 Adapt® Luciwedges® (5 each: small, medium, large)

Refills:

Hawe Blue Adapt® Sectional Matrices

Contents:

100 Blue Matrices

100 Approximal Shapers

Art. No. 2751 Height 5.0 mm, moderate curve

Art. No. 2752 Height 6.5 mm, moderate curve

Art. No. 2753 Height 5.0 mm, increased curve

Art. No. 2754 Height 6.5 mm, increased curve

Blue Adapt® Sectional Matrices



2751

2752

2753

2754

Hawe Transparent Adapt® Sectional Matrices

Art. No. 750

Hawe Transparent Adapt® Sectional Matrix System

Contents:

200 Assorted Transparent Matrices (4x50)

200 Approximal Shapers

1 pair of Application Forceps

15 Adapt® Luciwedges® (5 each: small, medium, large)

Refills:

Hawe Transparent Adapt® Sectional Matrices

Contents:

100 Transparent Matrices

100 Approximal Shapers


Art. No. 751 Height 5.0 mm, moderate curve

Art. No. 752 Height 6.5 mm, moderate curve

Art. No. 753 Height 5.0 mm, increased curve

Art. No. 754 Height 6.5 mm, increased curve

Transparent Adapt® Sectional Matrices



751

752

753

754

Art. No. 755

Application Forceps for Hawe Adapt® Sectional Matrices

Approximal Shaper



Application Forceps



Manufactured by KerrHawe SA
Via Strecce 4, 6934 Bioggio
Switzerland
www.KerrHawe.com
00800 41 05 05 05



Kerr U.S.A.
1717 West Collins Avenue
Orange, CA 92867
(800) KERR-123
KerrDental.com

Kerr Australia Pty. Ltd.
Unit 11
112-118 Talavera Road
North Ryde 2113
New South Wales, Australia
61-29-870-7500

Sybron Dental Specialities Japan, Inc.
29-24 Honkomagone 2-chome
Bunkyo-ku, Tokyo
113-0021 Japan
0120-18-3126

